

1) Click the “Wilson News Updates!” link



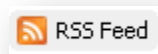
**Welcome to the Bulldog Blitz!**

If you are not an employee within the district, and you want to receive our weekly news snippets via email, please click here:

[BULLDOG BLITZ EMAIL REGISTRATION](#)

Click the link below to view the news snippets, updated every Friday:  
[Wilson News Updates!](#)

2) Click the “RSS Feed” button



3) If you have a Google, MSN, or Yahoo! account, click the respective button located on the page. This will add the Bulldog Blitz News Updates to your respective account.



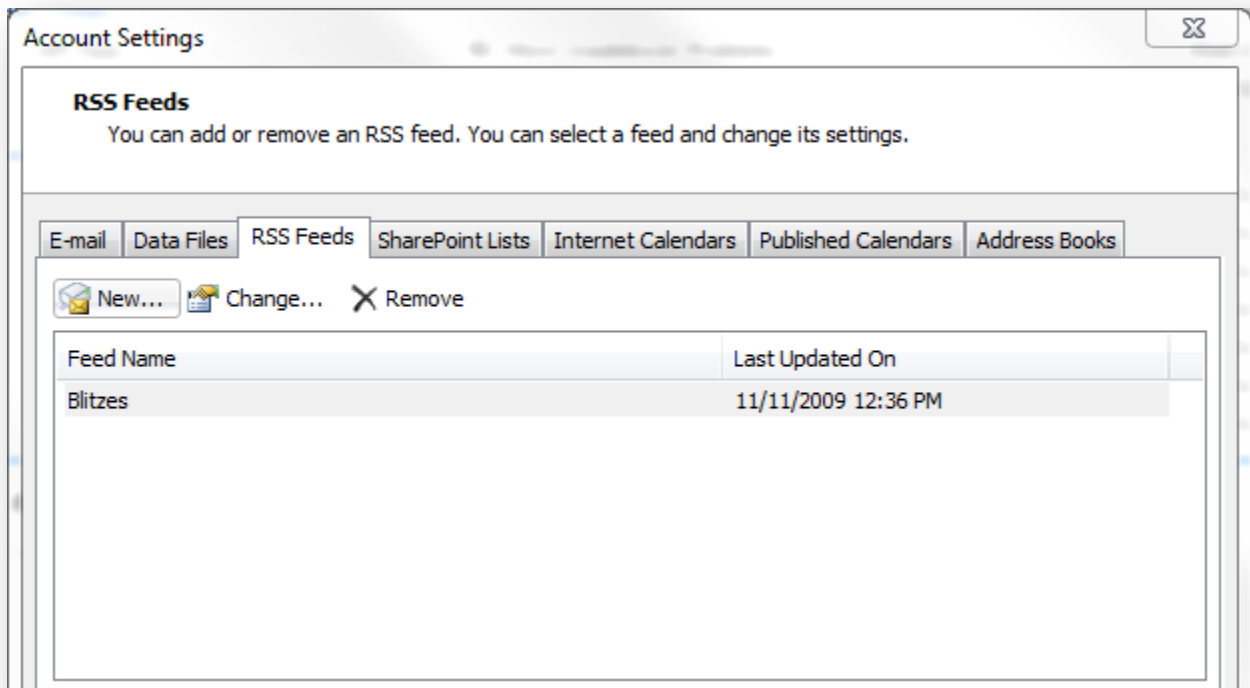
4) If you are adding the RSS Feed to a different RSS Reader of your choice, please use the following link:  
[http://www.wilsonsd.org/wilsonsd/Lib/wilsonsd/\\_RSS/54136.xml](http://www.wilsonsd.org/wilsonsd/Lib/wilsonsd/_RSS/54136.xml)

Keep in mind, there are multiple RSS Readers out there that you can use. We cannot provide instructions on how to configure each individual program. If possible, please use Microsoft Outlook (instructions below), or use one of the 3 services (Google, MSN, Yahoo!) listed above.

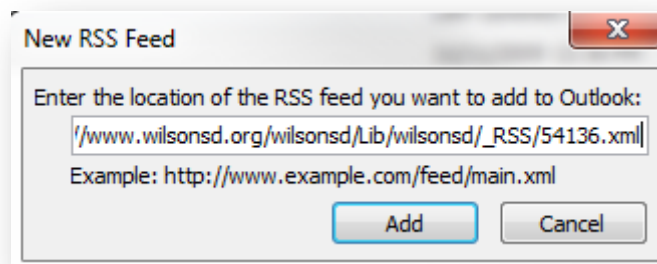
5) That's it! You should now be set up to receive the Bulldog Blitz RSS Feed!

### Microsoft Outlook (2007) RSS Feed Instructions:

- Go to "Tools", and then Account Settings
- Next, click the "RSS Feeds" tab
- Click the "New" button



- Paste the RSS Feed link listed above into the text box provided



- Click the "Add" button
- In Outlook's left-hand pane, under the "RSS Feeds" section, you will now see your "Blitzes" subscription

