

ShoreTel 115 IP Phone Quick Reference

PHONE OPERATION

Place Calls

Place a Call

Make a Conference Call

Use the Intercom

Redial Last Number

Dial Paging Extension

lift handset + access code + number

while in a call +  + ext. + 

lift handset +  + ext.

lift handset + 

number provided by administrator

lift handset



Answer Calls

Answer Call Waiting

Interact with Calls

Adjust Handset, Headset, Speaker

Volume

 to select


Mute a Call



Place a Call On or Off Hold



Transfer a Call




 + ext. + hang up

VOICE MAIL

Log Into Main Menu

lift handset +  + password + 

Log In from Another Extension

  + ext. + password + 

Note: For more information about voice mail features, please consult the Voice Mail Quick Reference.

OFFICE ANYWHERE CODES

Transfer a call

  + destination +  

Conference a call

  + destination +  

Hold a call

Hang up

Access other star codes

  + (star code from below)

QUICK REFERENCE OF COMMON STAR CODES

Park a call

   + ext.

UnPark a call

   + ext.

Pick Up a Remote Extension

   + ext.

Pick Up the Night Bell

Use the Intercom

    + ext.

Barge In

    + ext.

Silent Monitor

    + ext.

Toggle the Hunt Group Status

    + HG ext.

Whisper Page

    + ext.

Change CHM and Forwarding

 + password +  +  

Change Extension Assignment

 + password +  +   

Unassign Extension Assignment



 + password +  +   

Assign Extension to External Number

 + password +  +   

TROUBLESHOOTING

View Phone Information

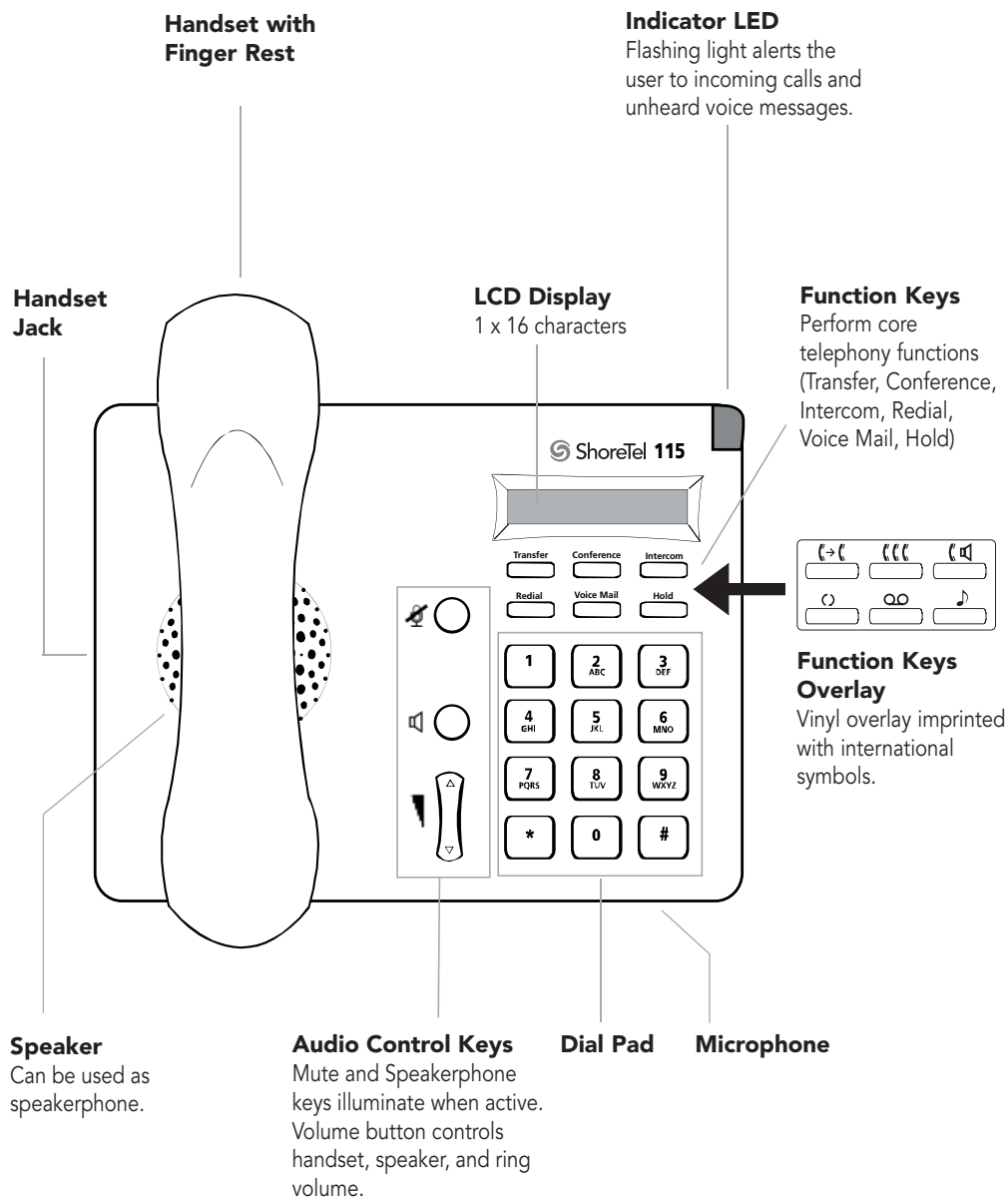
 + I-N-F-O + 

Reboot Your Phone

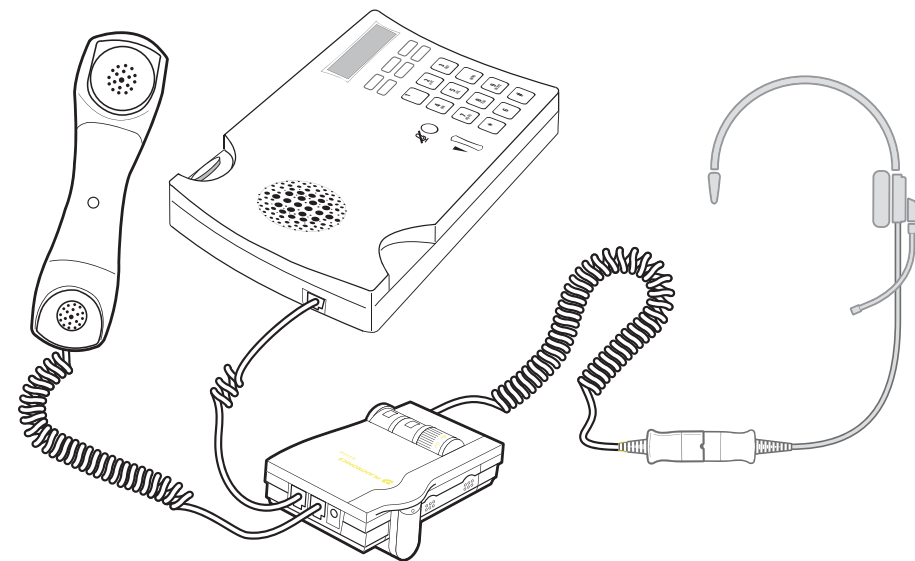
 + R-E-S-E-T + 

Note: For additional details on the information contained in this Quick Reference card, please consult the IP 115 User Guide.

ShoreTel 115 IP Phone Quick Reference



115 IP Phone with Third-Party Headset



To use a headset:

Connect a supported headset into the handset jack. Contact your system administrator for details.